Cirque Entre Nous
BORDERLINE
Technical sheet

Contact for diffusion and production
Les filles du Jolivet
Laetitia Sarrazin +33 (0)6 41 91 04 64
diffusion@lesfillesdujolivet.com

Artistique direction contact
Héloïse Bourgeois +33 6 89 59 79 70
heloisebourgeois@gmail.com

Administration contact
Les Thérèses +33 5 61 07 14 29
thereses@lesthereses.com

Acrobatic technical contact
Jérémie Faganel +34632480532
jeremiasfaganel@hotmail.com

Sound technical contact
Alejandro Dutra +33622710098
duncandu.ale@gmail.com

Circus show in situ in public space
Configuration 1: 3 different outdoors spaces with movement of the public
Configuration 2: 1 large outdoor space
Configuration 3: 1 long outdoor space
Public: Maximum 500
Performance time: 1 or 2 hours before sunset

The show takes place in several spaces, it is a mobile show where the audience moves according to the actions. There are 3 different spaces, the layout and distance between them vary depending on the location. This technical sheet must be taken as a reference, the assembly arrangements will be decided between the organizer and the company, considering the requirements of the locations chosen for its implementation. The show must fit as closely as possible into the architecture of the event venue.

The show takes place during the day; if it were to be scheduled at night, a lighting plan will be provided by the company, considering the chosen stage space. The lights and lighting engineer will be responsible for the organization of this.

The touring team is made up of 4 artists including a musician who take care of the set-up and dismantling.

The equipment is composed of

• A truck
• Four Chinese pole including a crooked one
• A sofa
• Puzzle rubber acrobatic floor
• Musical instruments
• Various accessories for rigging the Chinese pole (11 cables, 1 bar to connect the double pole, 11 ratchet straps to put tension, quick links, carabiners, straps of 1 ton of 1 and 2 meters)
• Cirque Entre Nous travels by truck (see appendix).

Type of space needed for each scene

Scenography and set up

180 degree or circular configuration around each space.
For the set-up of the Chinese pole, the organizer must provide between 8 and 12 anchor points (counterweight, clamp, water tanks, columns or elements serving as anchor points) presenting the number of kilos requested spread over 3 different spaces.
One of the poles must be placed in front of a balcony or a wall or a window or a scaffolding.

Configuration 1: 3 different space outside with movement of the public. Frontal and circular configuration around each space.

Double Chinese pole
Central location surrounded by trees if possible.
Smooth and flat floor of 5m x 5m. We will cover them with acrobatic puzzle mats.
4 anchor points of 500kg. Minimum height 5.50 m.

Crooked Chinese pole
Open place inspiring poetry, gentleness, and calm.
Smooth and flat floor of 3m x 2m. We will cover them with acrobatic puzzle mats.
4 anchor points, 2 of 500kg and 2 of 750kg. Minimum height of 6.25 m.

Window Chinese pole
The artists must be able to access a balcony which will face the public with a height between 3.5 and 5m. The 6m high carbon Chinese pole (possibility of mounting it at 7 or 5m also) will be installed near the balcony to be able to jump from the balcony onto the mast.
In case there is no balcony, we could use a window, scaffolding, roof, wall or bridge. (Non-exhaustive list and see example photos)
The Chinese pole will be mounted 90 cm from the wall of the building.
3/4 anchor points, 1 or 2 anchor points on the balcony and 1 or 2 points of 350kg on the ground.

Configuration 2: Smooth and flat floor of 20m x 20m.
8 anchor points, 4x500kg, 2x1000kg and 2 points on the balcony.
With this configuration there are several set up possibilities, it is necessary to speak with the technical manager to clarify the different possible plans.

Configuration 3: Smooth and flat floor of 24m x 10m.
7 anchor points, 4x1000kg, 2x500kg and 1 point on the balcony.
With this configuration there are several set up possibilities, it is necessary to speak with the technical manager to clarify the different possible plans.

Start of the show

The entrance of the first artist requires a path 20 meters deep. We can adapt this to the proposed location. (See photos)

Use of the car

The car must be able to enter if possible
- at the start of the show where it simulates the jostling of one of the artists
- between two scenes where it disturbs the end of the crooked pole

Access to space

• The site must be accessible by truck for unloading and the set up. The organizer must provide a secure place to park the vehicle during the contract.
• The truck will cross the stage area at two points during the show, the organizer must make available three people/volunteers available during the show to ensure that these spaces are secure when the car crosses the stage.

Electricity

Electricity will be needed for musical instruments and sound systems. Depending on the configuration, we need electricity in each of the spaces, unless they are close to each other.

Sound system

If you have any questions regarding the sound system, contact the musician.
Alejandro Dutra +33622710098
duncandu.ale@gmail.com

Music from the show will be performed and broadcast live.
The music will occupy a very important place in the performance, a sound technician will therefore be necessary for the editing and broadcasting of the sound during the show.

We have live music with
• 2 guitars
• 1 keyboard
• 1 electric bass
• 1 computer with card (jack-jack output)
• some voice

Material to be provided by the organizer

• 4 or 6 speakers
• 2 subwoofers
• 4 returns
• Sound console with at least 9 channels
• 3 microphone stands and 2 SM-58 microphones
• 1 SM-58 HF microphone or similar
• 3 20m Canon cables
• 2 jack-jack cables of 5 m (out of sound card)
• 1 HF headband microphone, plus belt + speaker
• 1 table (110x70 cm minimum with black fabric to cover)

Work schedule

Before the arrival of the company, communication about the spaces is necessary to determine suitable location. It will be done by exchanging photos/videos with the help of Google Map.

Acrobatic technical contact

Héloïse Bourgeois +33 (6) 89 59 79 70 heloisebourgeois@gmail.com
Jérémie Faganel +34632480532 jeremiasfaganel@hotmail.com

Day D-1

Arrival of the team, visit to the spaces and decision will be taken regarding the set up and the adaptation of the show to the proposed venue. Eventually it will be necessary to start part of the set up if necessary. The decision will be made on site.

Day D

3 hours of set up, adaptation to the space and sound test
including 30 minutes of meeting with the DT and the volunteers to ensure smooth running
At least 1h30 break
2 hours of rehearsals and warm-up before the performance
Presence of volunteer 45 minutes before the start of the performance
Show: 1 hour
Breakdown: 1h30 right after the performance.

Personnel required

For set up

- a technical director
- a sound technician
- 1 technician or volunteer

During the show

- a sound technician
- 3 technicians or volunteers to ensure safety for the passage of the car

For breakdown

- a sound technician
- 3 technicians or volunteers to help us

Dressing room

A nearby dressing room with toilets, a mirror and a water point to refill water bottles.
ICE CUBES AND PLASTIC BAGS NEARBY IN CASE OF INJURIES.
Tea, coffee, fruit juice, bread, ham and cheese, dried fruit, fruit and biscuits should be available.
The dressing room must be available from the set up to the breakdown of the show.
If possible, the company will need to use a washing machine and dryer after the performance.
2 tarpaulins of 8m x 8m in case of rain to protect our equipment during the set up.

Schedule Type Day D-1/D
Set up / Representation / Breakdown

Day D-1	H	Action	General manager		
	1H at night	On-site identification of the three spaces	1		
Day D	**H**	**Action**	**General manager**	**Sound tech**	**Stage manager**
1st service / Set up and Rehearsals	3H in the morning	Unloading truck / Set up of the pole and mats / Meeting with volunteers	1	1	1
		Balance Sound / Rehearsals	1	1	1
Break					
2nd Service / Representation and break down	3H	Warm-up / Presence of volunteers 45 min before the show / Representation	1	1	1
	1H30	Breakdown / Loading Truck	1	1	1

Cancelation

THE SHOW CANNOT TAKE PLACE IF IT IS RAINING OR IF THE SPACE IS DAMP.

IF POSSIBLE DO NOT PLAN THE SHOW IN FULL SUN DURING THE HOT HOURS OF THE DAY.

If something is unclear to you or you cannot provide the requested material, please let us know in advance.

This technical sheet is an integral part of the contract.

Appendices

Truck

Dimensions: 3m35 x 1m85 x 1m95

Examples of anchor points

Counterweights, water containers, columns

Big tent clamps and sandbags

Space and scenography

Start of the show

Double Chinese pole

Crooked Chinese pole

Window Chinese pole / balcony / tree / mow wall / scaffolding

Music show « Borderline », Cirque ENTRE NOUS
Live music composed by Alejandro Manuel Dutra still in creation.

Legal Notice

Co-productions and support

L'Usine - CNAREP, Tournefeuille (31)
Pôle Cirque La Verrerie d'Alès (30)
Nil Obstrat centre de création artistique et technique dédié aux arts de la rue, arts du cirque et plastiques urbains - Serge Calvier, Saint-Ouen-l'Aumône (95)
Le festival les années Joué à Joué les Tours (37)
La Cigalière - Sérignan (34)
Les 3 éléphants, Laval (53)
L'Estruch, Fabrica de creación, Sabadell (Esp)
Tub d'Assaig à Terrassa (Esp)
Circus Concept
Cirque Entre Nous

Residency

La Cigalière - Sérignan (34)
Pôle Cirque La Verrerie d'Alès (30)
Nil Obstrat - Serge Calvier, Saint-Ouen-l'Aumône (95)
L'Estruch, Fabrica de creacion, Sabadell (Esp)
Tub d'Assaig, Terrassa (Esp)
La Central del circ, Barcelone (Esp)
Le 37e Parallèle, Tours (37)
Les 3 éléphants, Laval (53)
La Bau, Les Franqueses del Vallès (Esp)
L'Obrado, espace de creación, Deltebre (Esp)

"Borderline" is not registered with the SACD.

3D VIEW

Layer

- ANCHOR POINTS
- CABLES
- CHINESE POLE
- COMMENT
- Calque par défaut
- Defpoints
- FLOOR
- MEASUREMENTS
- z.PIGE

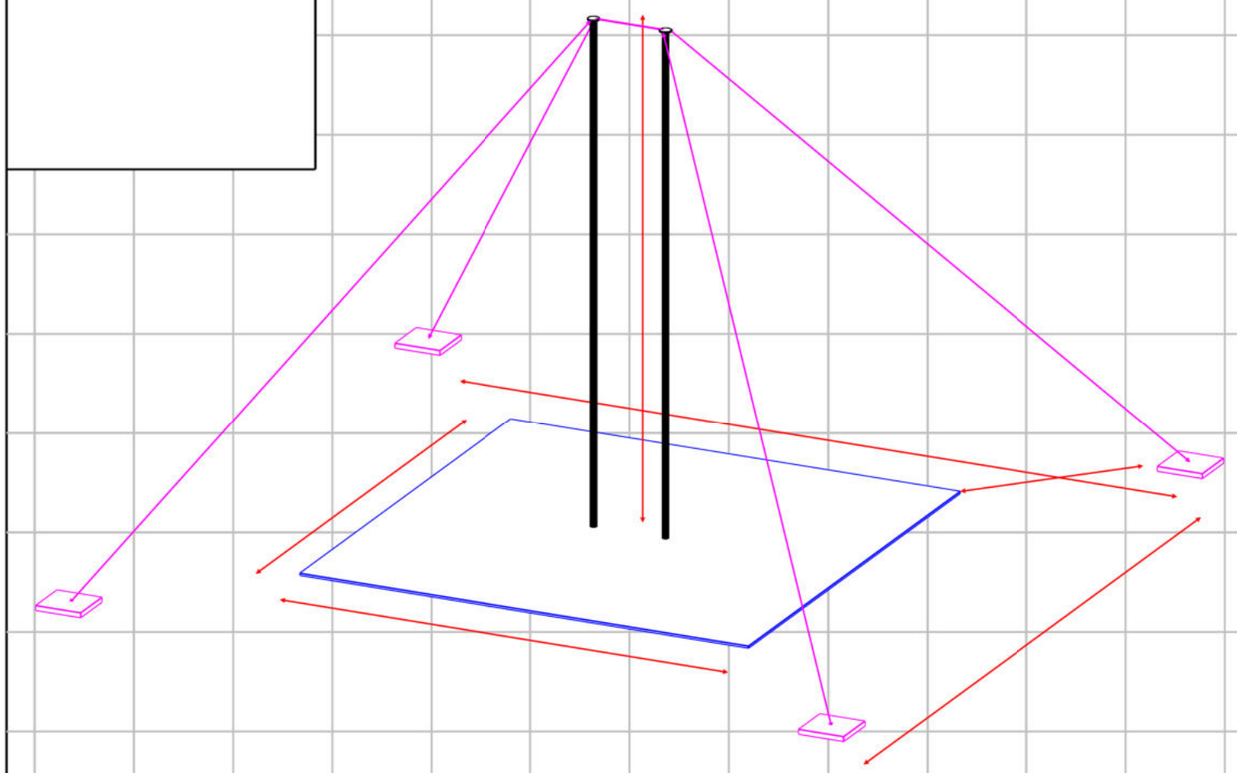

TOP VIEW

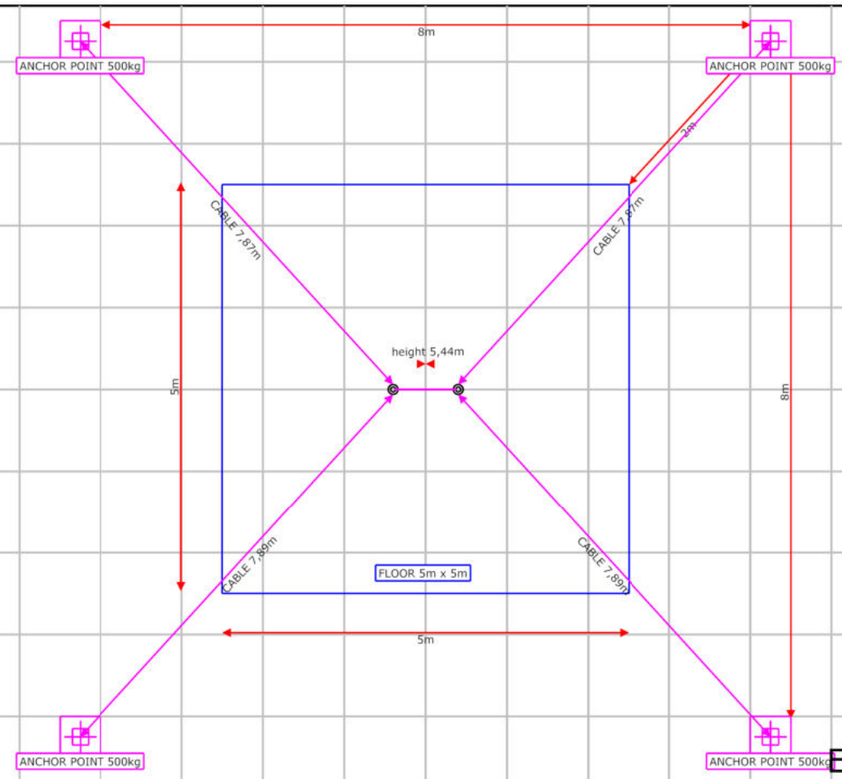

Echelle: 1:75

FRONT VIEW

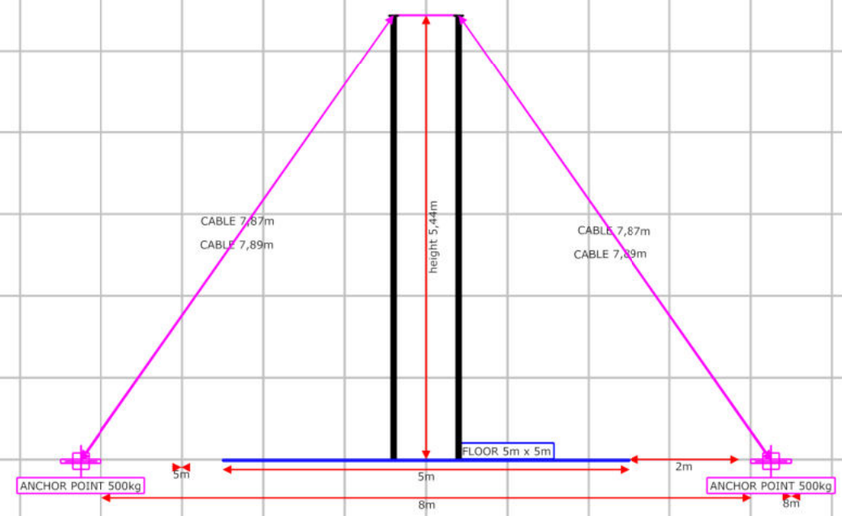

Echelle: 1:75

Projet	BORDERLINE // Mâts doubles
Lieu du projet	
Date du projet	
Nom du client	CIRQUE ENTRE NOUS
Dessiné par	Antoine Hansberger // a.hansberger@mailo.com
Numéro de version	2
nom du fichier	EN BORDERLINE Mâts Double.c2p
En-tête du document	

3D VIEW

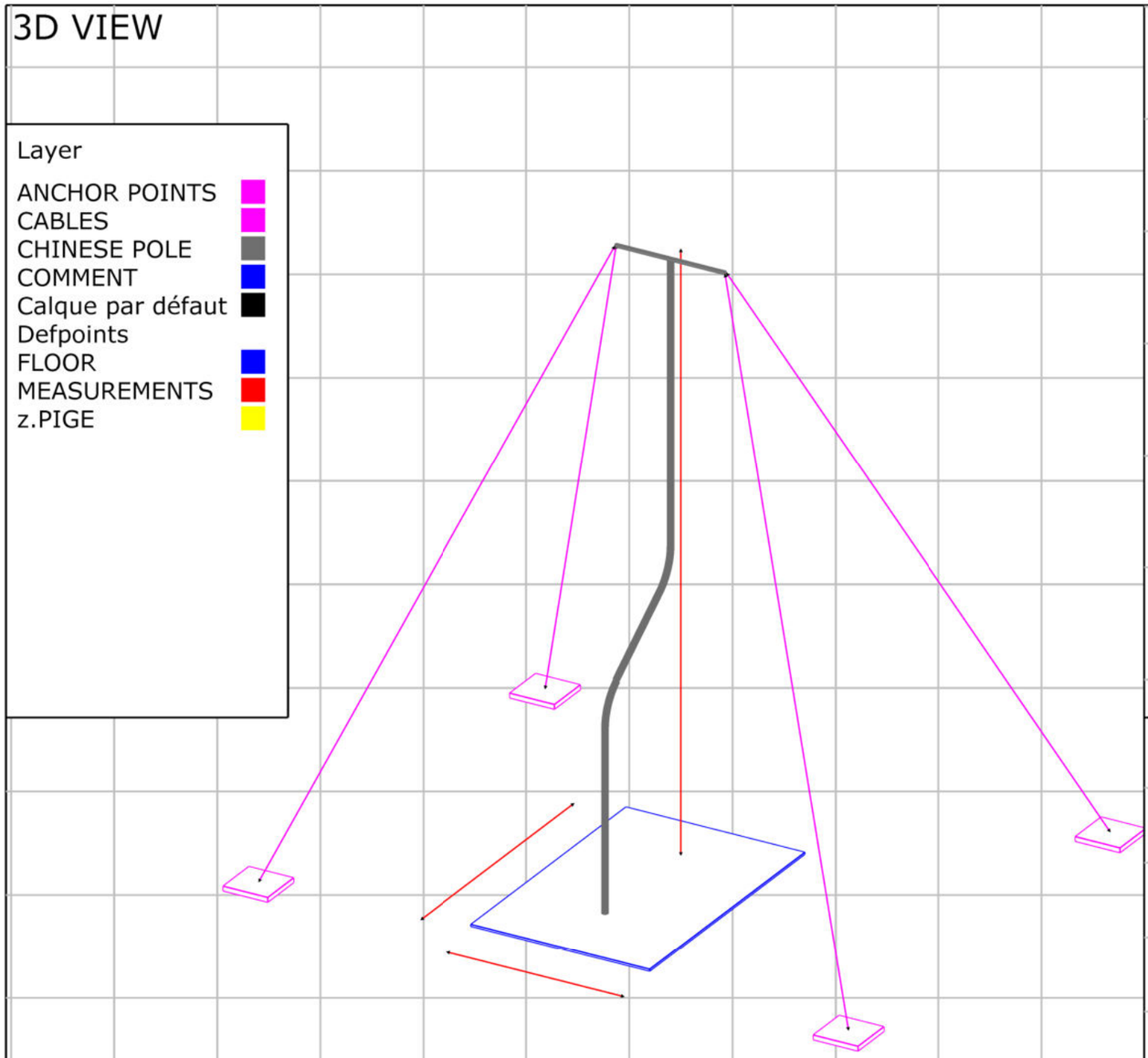

Pour un haubanage optimal, l'angle des câbles doit être de 90° les uns par rapport aux autres. En fonction de l'espace disponible, des ajustements sont possibles.

TOP VIEW

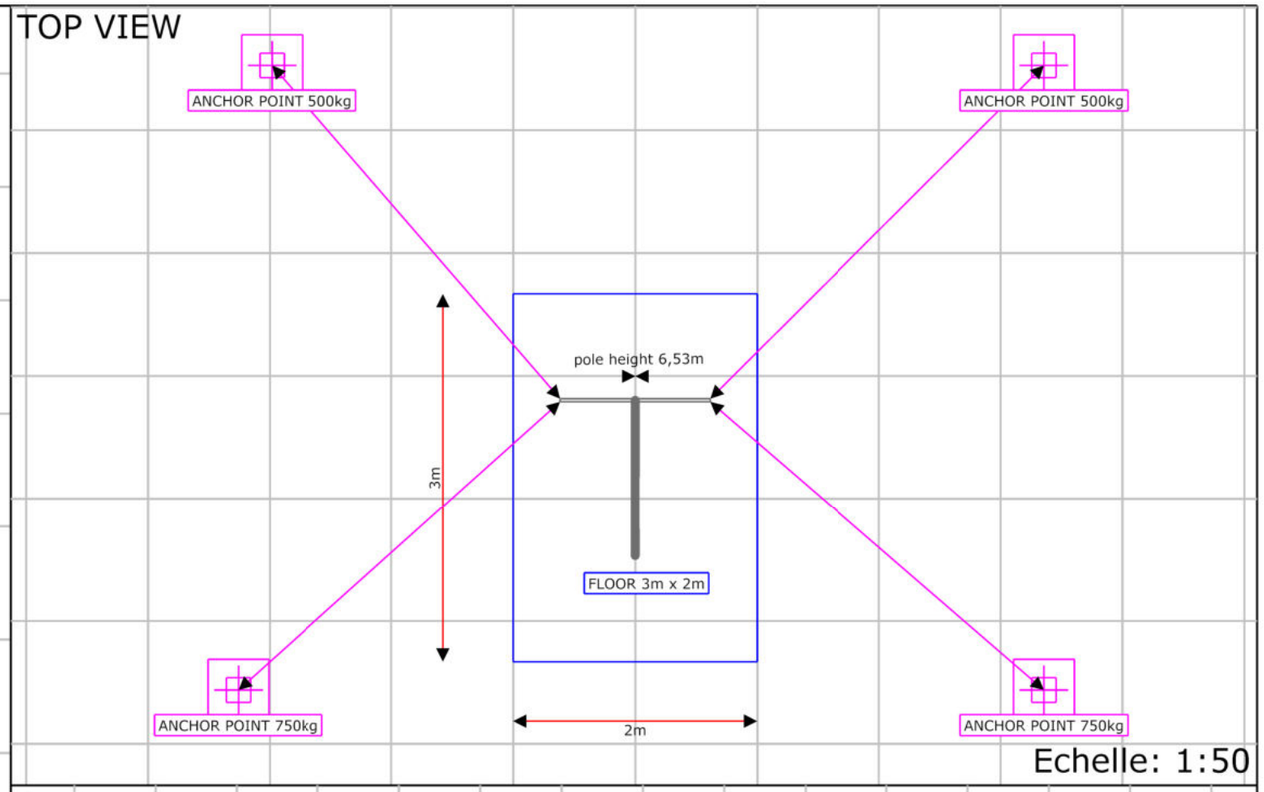

SIDE VIEW

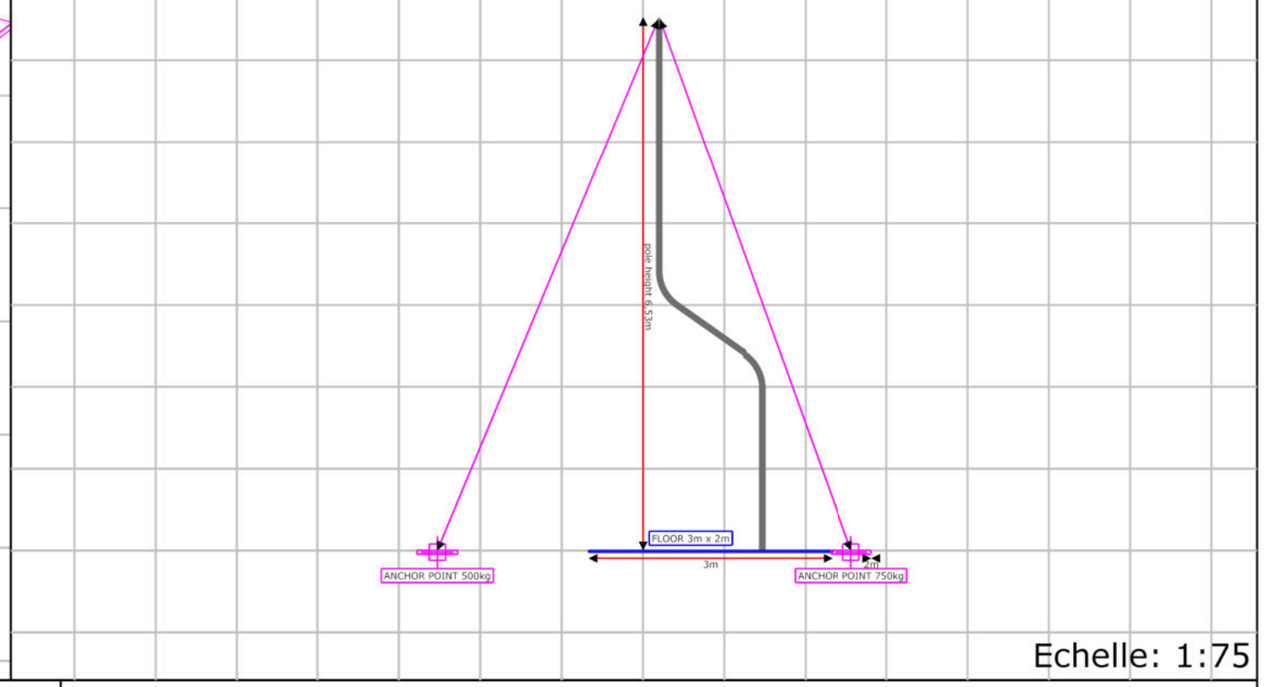

Projet BORDERLINE // Mât tordu			
Lieu du projet	Date du projet		
Nom du client CIRQUE ENTRE NOUS			
Dessiné par Antoine Hansberger // a.hansberger@mailo.com	Numéro de version 3	nom du fichier EN BORDERLINE Mât tordu.c2p	En-tête du document

3D VIEW

Layer

- ANCHOR POINTS
- BALCONY
- CABLES
- CHINESE POLE
- COMMENT
- Calque par défaut
- Defpoints
- FLOOR
- MEASUREMENTS
- z.PIGE

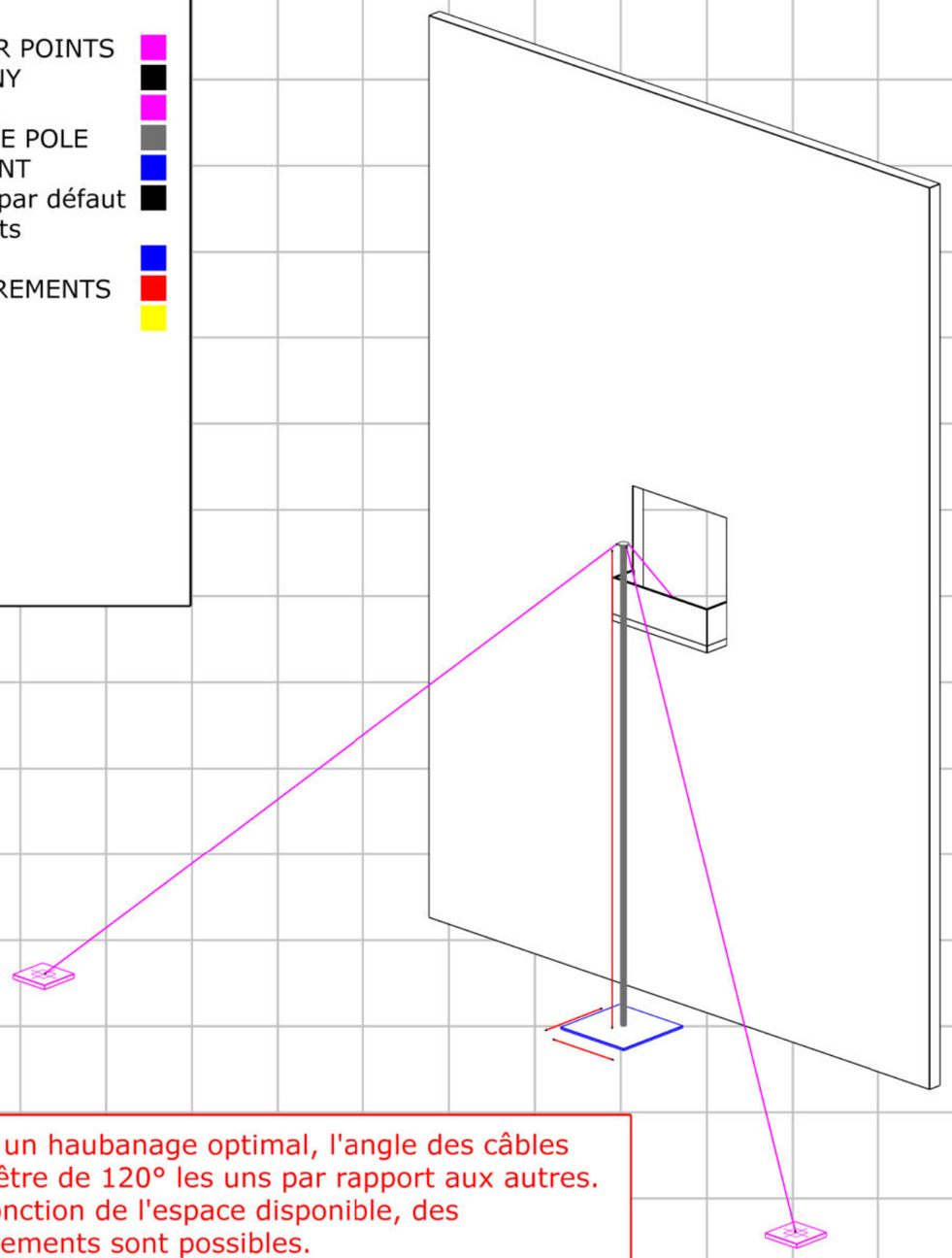

Pour un haubanage optimal, l'angle des câbles doit être de 120° les uns par rapport aux autres. En fonction de l'espace disponible, des ajustements sont possibles.

TOP VIEW

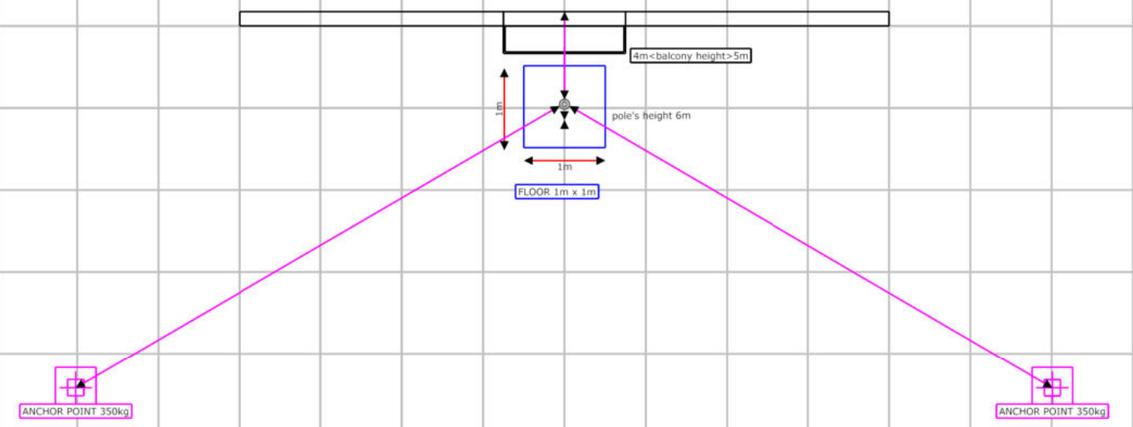

Echelle: 1:75

SIDE VIEW

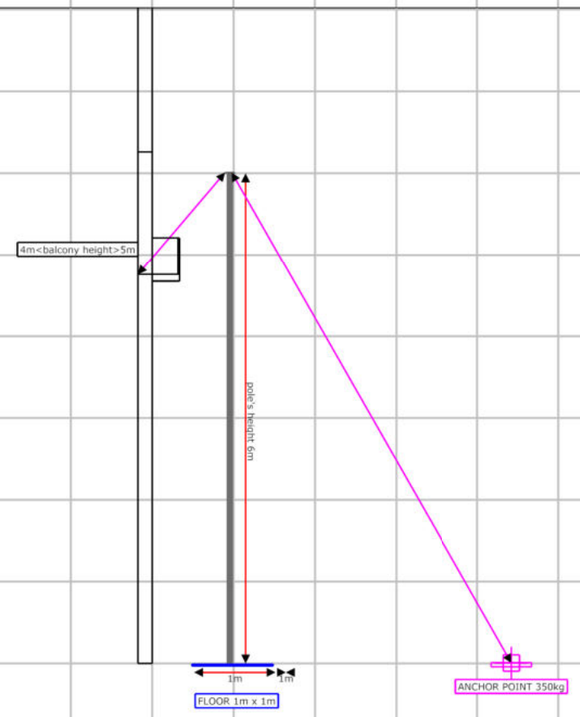

Echelle: 1:75

Projet	BORDERLINE // Mât fenêtre
Lieu du projet	
Date du projet	
Nom du client	CIRQUE ENTRE NOUS
Dessiné par	Antoine Hansberger // a.hansberger@mailo.com
Numéro de version	2
nom du fichier	EN BORDERLINE Mât fenêtre.c2p
En-tête du document	